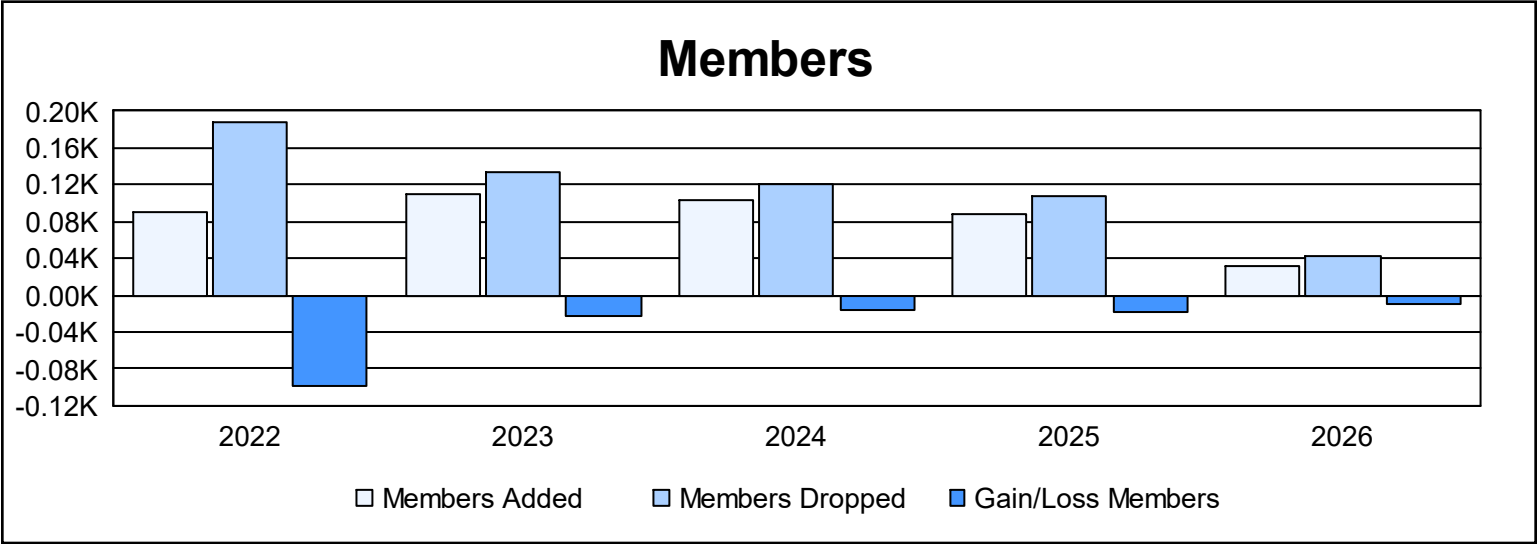
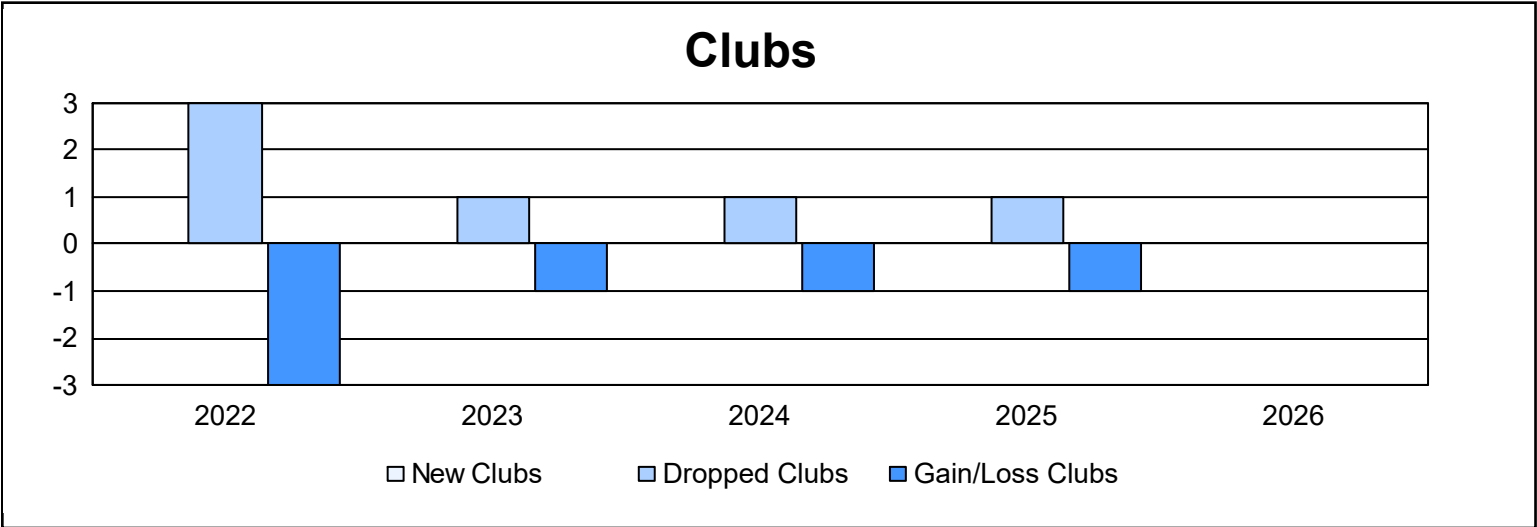
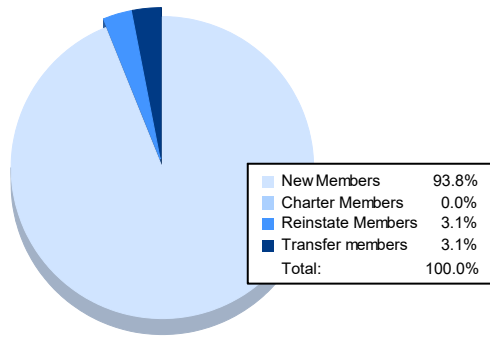


Year	New Clubs	Dropped Clubs	Gain/ Loss Clubs	New Members	Charter Members	Reinstate Members	Transfer Members	Total Member Added	Total Members Dropped	Gain/ Loss Members
2021-2022	0	3	-3	78	0	7	5	90	189	-99
2022-2023	0	1	-1	96	0	3	11	110	133	-23
2023-2024	0	1	-1	97	0	4	2	103	120	-17
2024-2025	0	1	-1	83	0	4	2	89	108	-19
2025-2026	0	0	0	30	0	1	1	32	42	-10
Average	0	1	-1	77	0	4	4	85	118	-34



## Membership Composition

### November 2025 Cumulative



## Gender Composition

### November 2025 Cumulative

